

Kinesics

The study of behavior patterns of non-verbal communication (Body Language)

The importance of space:

Space invasion:

Persons and non-persons:

Who is your audience?

Body Talk:

Posture

Arms and Legs


Hands

Eyes

Mouth


Eyebrows

Tilt of the Head



How To Be Memorable from the Start

by Sandi Wright



How to create audience rapport

Stand as close to the audience as possible.

Put energy in your performance.

Take command of the stage.

Look confident.

Don't let your costume be more powerful than you are.

Make eye contact.

Talk to your audience.

Take in the whole audience.

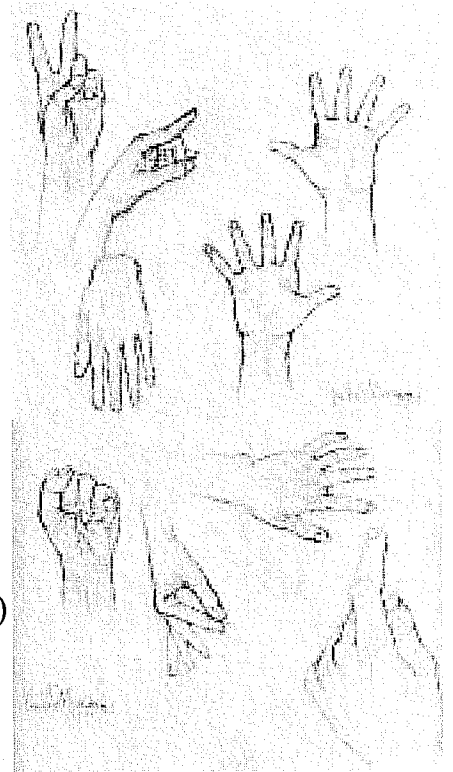
Make "persons" out of your audience.

It's all in your hands

Palm (emotive area) * Fingers (mental area) * Thumb (vital area)

Index finger	force and judgement
Little finger	feminine, delicate
Two middle fingers	implements of affection (when we stroke or caress an object)
Thumb	vital and indicates the will

- ☞ Hands accept (palm upturned, fingers open)
- ☞ Hands reject (palms down)
- ☞ Hands support (palm up, the hand flat)
- ☞ Hands caress (the palms curved to touch the object)
- ☞ Hands surrender (the palms up, fingers open)
- ☞ Hands inquire (the fingers outstretched)
- ☞ Hands detect (feel textures between thumb and fingers)
- ☞ Hands deny (palms down)
- ☞ Hands indicate (the side of the hand)
- ☞ Hands define (the hands move up and down with sides toward floor)
- ☞ Hands mold (the hands cupped)
- ☞ Hands conceal (the hands brought in, the fingers closed)
- ☞ Hands reveal (the hand extended, the fingers open)
- ☞ Hands ignore (the palms down, the fingers closed)



from "Face the Footlights"
by E.B. (Zeke) Colvan
McGraw Hill, 1940